


Audit Progress Report and Sector Update

Sandwell Metropolitan Borough Council
Year ending 31 March 2019

October 2018



Contents

Section	Page
Introduction	3
2018/19 audit	4
Audit Deliverables	5
Sector Update	6
Links	13

Introduction

Mark Stocks

Engagement Lead

T 0121 232 5437
M 07584 591 488
E mark.c.stocks@uk.gt.com

Zoë Thomas

Engagement Manager

T 0121 232 5277
M 07880 456119
E zoe.thomas@uk.gt.com

Michael Butler

Incharge Auditor

T 0121 2325250
E Michael.D.Butler@uk.gt.com

This paper provides the Audit Committee with a report on progress in delivering our responsibilities as your external auditors.

The paper also includes:

- a summary of emerging national issues and developments that may be relevant to you as a local authority; and
- includes a number of challenge questions in respect of these emerging issues which the Committee may wish to consider (these are a tool to use, if helpful, rather than formal questions requiring responses for audit purposes)

Members of the Audit and Risk Assurance Committee can find further useful material on our website, where we have a section dedicated to our work in the public sector. Here you can download copies of our publications www.grant-thornton.co.uk.

If you would like further information on any items in this briefing, or would like to register with Grant Thornton to receive regular email updates on issues that are of interest to you, please contact either your Engagement Lead or Engagement Manager.

2018/19 audit

2018/19 Audit

As you will know, Gant Thornton has been appointed as your external auditor from 1 April 2018. We have met key members of your finance team and will meet with other key officers in the near future, as part of our planning for the audit for 2018/19.

Our detailed work and audit visits will begin later in the year and we will discuss the timing of these visits with management. In the meantime we will:

- hold regular discussions with management to inform our risk assessment for the 2018/19 financial statements and value for money conclusion;
- review minutes and papers from key meetings; and
- continue to review relevant sector updates to ensure that we capture any emerging issues and consider these as part of audit plans.

Other areas

Certification of claims and returns

We have been appointed to certify the Council's annual Housing Benefit Subsidy claim in accordance with procedures agreed with the Department for Work and Pensions in 2018/19. The certification work for the 2017/18 claim will be completed by KPMG.

Meetings

We met with Finance Officers in October. We will have quarterly liaison meetings and will be in discussions with finance staff as required regarding emerging developments and to ensure the audit process is smooth and effective.

We will meet with your Chief Executive in January as part of our planning to discuss the Council's strategic priorities and plans.

Events

We provide a range of workshops, along with network events for members and publications to support the Council. Further details of the publications that may be of interest to the Council are set out in our Sector Update section of this report.

Audit Deliverables

2018/19 Deliverables	Planned Date	Status
Accounts Audit Plan We are required to issue a detailed accounts audit plan to the Audit and Risk Assurance Committee setting out our proposed approach in order to give an opinion on the Council's 2018-19 financial statements. We will undertake our initial planning in December to inform the Audit Plan.	January 2019	Not yet due
Interim Audit Findings We will undertake our interim audit during February and March 2019. We will undertake early substantive testing at these visits (months 1-10) and review other areas of the accounts, where feasible, in order to reduce the amount of work that needs to be undertaken at the final visit in the summer. We will report to you the findings from our interim audit and our initial value for money risk assessment within our Progress Report.	March 2019	Not yet due
Audit Findings Report The Audit Findings Report will be reported to the July Audit Committee.	July 2019	Not yet due
Auditors Report This is the opinion on your financial statement, annual governance statement and value for money conclusion.	July 2019	Not yet due
Annual Audit Letter This letter communicates the key issues arising from our work.	August 2019	Not yet due

Sector Update

Local government finances are at a tipping point. Councils are tackling a continuing drive to achieve greater efficiency in the delivery of public services, whilst facing the challenges to address rising demand, ongoing budget pressures and social inequality.

Our sector update provides you with an up to date summary of emerging national issues and developments to support you. We cover areas which may have an impact on your organisation, the wider NHS and the public sector as a whole. Links are provided to the detailed report/briefing to allow you to delve further and find out more.

Our public sector team at Grant Thornton also undertake research on service and technical issues. We will bring you the latest research publications in this update. We also include areas of potential interest to start conversations within the organisation and with audit committee members, as well as any accounting and regulatory updates.

- **Grant Thornton Publications**
- **Insights from local government sector specialists**
- **Reports of interest**
- **Accounting and regulatory updates**

More information can be found on our dedicated public sector and local government sections on the Grant Thornton website

CIPFA consultation – Financial Resilience Index

The Chartered Institute of Public Finance and Accountancy (CIPFA) has consulted on its plans to provide an authoritative measure of local authority financial resilience via a new index. The index, based on publically available information, will provide an assessment of the relative financial health of each English council.

CIPFA has designed the index to provide reassurance to councils who are financially stable and prompt challenge where it may be needed. To understand the sector's views, CIPFA invited all interested parties to respond to questions it has put forward in the consultation by the 24 August.

The decision to develop an index is driven by CIPFA's desire to support the local government sector as it faces a continued financial challenge. The index will not be a predictive model but a diagnostic tool – designed to identify those councils displaying consistent and comparable features that will highlight good practice, but crucially, also point to areas which are associated with financial failure. The information for each council will show their relative position to other councils of the same type. Use of the index will support councils in identifying areas of weakness and enable them to take action to reduce the risk of financial failure. The index will also provide a transparent and independent analysis based on a sound evidence base.

The proposed approach draws on CIPFA's evidence of the factors associated with financial stress, including:


- running down reserves
- failure to plan and deliver savings in service provision
- shortening medium-term financial planning horizons.
- gaps in saving plans
- departments having unplanned overspends and/or undelivered savings.

Conversations with senior practitioners and sector experts have elicited a number of additional potential factors, including:

- the dependency on external central financing
- the proportion of non-discretionary spending – e.g. social care and capital financing - as a proportion of total expenditure
- an adverse (inadequate) judgement by Ofsted on Children's services
- changes in accounting policies (including a change by the council of their minimum revenue provision)
- poor returns on investments
- low level of confidence in financial management.

The consultation document proposes scoring six key indicators:

1. The level of total reserves excluding schools and public health as a proportion of net revenue expenditure.
2. The percentage change in reserves, excluding schools and public health, over the past three years.
3. The ratio of government grants to net revenue expenditure.
4. Proportion of net revenue expenditure accounted for by children's social care, adult social care and debt interest payments.
5. Ofsted overall rating for children's social care.
6. Auditor's VFM judgement.



MHCLG – Social Housing Green Paper

The Ministry of Housing, Communities and Local Government (MHCLG) published the Social Housing Green Paper, which seeks views on government's new vision for social housing providing safe, secure homes that help people get on with their lives.

With 4 million households living in social housing and projections for this to rise annually, it is crucial that MHCLG tackle the issues facing both residents and landlords in social housing.

The Green Paper aims to rebalance the relationship between residents and landlords, tackle stigma and ensure that social housing can be both a stable base that supports people when they need it and also support social mobility. The paper proposes fundamental reform to ensure social homes provide an essential, safe, well managed service for all those who need it.

To shape this Green Paper, residents across the country were asked for their views on social housing. Almost 1,000 tenants shared their views with ministers at 14 events across the country, and over 7,000 people contributed their opinions, issues and concerns online; sharing their thoughts and ideas about social housing,

The Green Paper outlines five principles which will underpin a new, fairer deal for social housing residents:

- Tackling stigma and celebrating thriving communities
- Expanding supply and supporting home ownership
- Effective resolution of complaints
- Empowering residents and strengthening the regulator
- Ensuring homes are safe and decent

Consultation on the Green Paper is now underway, which seeks to provide everyone with an opportunity to submit views on proposals for the future of social housing and will run until 6 November 2018.

The Green Paper presents the opportunity to look afresh at the regulatory framework (which was last reviewed nearly eight years ago). Alongside this, MHCLG have published a Call for Evidence which seeks views on how the current regulatory framework is operating and will inform what regulatory changes are required to deliver regulation that is fit for purpose.

The Green Paper acknowledges that to deliver the social homes required, local authorities will need support to build by:

- allowing them to borrow
- exploring new flexibilities over how to spend Right to Buy receipts
- not requiring them to make a payment in respect of their vacant higher value council homes

As a result of concerns raised by residents, MHCLG has decided not to implement at this time the provisions in the Housing and Planning Act to make fixed term tenancies mandatory for local authority tenants.

The Green Paper is available on the MHCLG's website at:
<https://www.gov.uk/government/consultations/a-new-deal-for-social-housing>



Institute of Fiscal Studies: Impact of ‘Fair Funding Review’

The IFS has published a paper that focuses on the issues arising in assessing the spending needs of different councils. The government’s ‘Fair Funding Review’ is aimed at designing a new system for allocating funding between councils. It will update and improve methods for estimating councils’ differing abilities to raise revenues and their differing spending needs. The government is looking for the new system to be simple and transparent, but at the same time robust and evidence based.

Accounting for councils’ spending needs

The IFS note that the Review is seeking a less subjective and more transparent approach which is focused on the relationship between spending and needs indicators. However, like any funding system, there will be limitations, for example, any attempt to assess needs will be affected by the MHCLG’s funding policies adopted in the year of data used to estimate the spending needs formula. A key consideration will be the inherently subjective nature of ‘spending needs’ and ‘needs indicators’, and how this will be dealt with under any new funding approach. Whilst no assessment of spending needs can be truly objective, the IFS state it can and should be evidence based.

The IFS also note that transparency will be critical, particularly in relation to the impact that different choices will have for different councils, such as the year of data used and the needs indicators selected. These differentiating factors and their consequences will need to be understood and debated.

Accounting for councils’ revenues

The biggest source of locally-raised revenue for councils is and will continue to be council tax. However, there is significant variation between councils in the amount of council tax raised per person. The IFS identify that a key decision for the Fair Funding Review is the extent to which tax bases or actual revenues should be used for determining funding levels going forward.

Councils also raise significant sums of money from levying fees and charges, although this varies dramatically across the country. The IFS note that it is difficult to take account of these differences in a new funding system as there is no well-defined measure of revenue raising capacity from sales, fees and charges, unlike council tax where the tax base can be used.

The overall system: redistribution, incentives and transparency

The IFS also identify that an important policy decision for the new system is the extent to which it prioritises redistribution between councils, compared to financial incentives for councils to improve their own socio-economic lot. A system that fully and immediately equalises for differences in assessed spending needs and revenue-raising capacity will help ensure different councils can provide similar standards of public services. However, it would provide little financial incentive for councils to tackle the drivers of spending needs and boost local economics and tax bases.

Further detail on the impact of the fair funding review can be found in the full report <https://www.ifs.org.uk/uploads/publications/comms/R148.pdf>.



National Audit Office – The health and social care interface

The NAO has published its latest ‘think piece on the barriers that prevent health and social care services working together effectively, examples of joint working in a ‘whole system’ sense and the move towards services centred on the needs of the individual. The report aims to inform the ongoing debate about the future of health and social care in England. It anticipates the upcoming green paper on the future funding of adult social care, and the planned 2019 Spending Review, which will set out the funding needs of both local government and the NHS.

The report discusses 16 challenges to improved joint working. It also highlights some of the work being carried out nationally and locally to overcome these challenges and the progress that has been made. The NAO draw out the risks presented by inherent differences between the health and social care systems and how national and local bodies are managing these.


Financial challenges – include financial pressures, future funding uncertainties, focus on short-term funding issues in the acute sector, the accountability of individual organisations to balance the books, and differing eligibility criteria for access to health and social care services.

Culture and structure – include organisational boundaries impacting on service management and regulation, poor understanding between the NHS and local government of their respective decision-making frameworks, complex governance arrangements hindering decision-making, problems with local leadership holding back improvements or de-stabilising joint working, a lack of co-terminus geographic areas over which health and local government services are planned and delivered, problems with sharing data across health and social care, and difficulties developing person-centred care.

Strategic issues – include differences in national influence and status contributing to social care not being as well represented as the NHS, strategic misalignment of organisations across local systems inhibiting joint local planning, and central government’s unrealistic expectations of the pace at which the required change in working practices can progress..

This ‘think piece’ draws on the NAO’s past work and draws on recent research and reviews by other organisations, most notably the Care Quality Commission’s review of health and social care systems in 20 local authority areas, which it carried out between August 2017 and May 2018. The NAO note that there is a lot of good work being done nationally and locally to overcome the barriers to joint working, but often this is not happening at the scale and pace needed.

The report is available to download from the NAO’s website at:
<https://www.nao.org.uk/report/the-health-and-social-care-interface/>



Care Homes for the Elderly – Where are we now?

It is a pivotal moment for the UK care homes market. In the next few months the government is to reveal the contents of its much-vaunted plans for the long-term funding of care for older people.

Our latest Grant Thornton report draws together the most recent and relevant research, including our own sizeable market knowledge and expertise, to determine where the sector is now and understand where it is heading in the future. We have spoken to investors, providers and market consultants to showcase the diversity and innovation that care homes can offer.

Flourishing communities are not a 'nice to have' but an essential part of our purpose of shaping a vibrant economy. Growth simply cannot happen sustainably if business is disconnected from society. That is why social care needs a positive growth framing. Far from being a burden, the sector employs more people than the NHS, is a crucible for technological innovation, and is a vital connector in community life. We need to think about social care as an asset and invest and nurture it accordingly.

There are opportunities to further invest to create innovative solutions that deliver improved tailored care packages to meet the needs of our ageing population.

The report considers a number of aspects in the social care agenda

- market structure, sustainability, quality and evolution
- future funding changes and the political agenda
- the investment, capital and financing landscape
- new funds and methods of finance
- future outlook.

The decline in the number of public-sector focused care home beds is a trend that looks set to continue in the medium-term. However, it cannot continue indefinitely as Grant Thornton's research points to a significant rise in demand for elderly care beds over the coming decade and beyond.

A strategic approach will also be needed to recruit and retain the large number of workers needed to care for the ageing population in the future. Efforts have already begun through education programmes such as Skills for Care's 'Care Ambassadors' to promote social care as an attractive profession. But with the number of nurses falling across the NHS as well, the Government will need to address the current crisis.

But the most important conversation that needs to be had is with the public around what kind of care services they would like to have and, crucially, how much they would be prepared to pay for them. Most solutions for sustainable funding for social care point towards increased taxation, which will generate significant political and public debate. With Brexit dominating the political agenda, and the government holding a precarious position in Parliament, shorter-term funding interventions by government over the medium-term look more likely than a root-and-branch reform of the current system. The sector, however, needs to know what choices politicians, and society as a whole, are prepared to make in order to plan for the future.

Copies of our report can be requested on our website



The Vibrant Economy Index

a new way to measure success

Our Vibrant Economy Index uses data to provide a robust, independent framework to help everyone understand the challenges and opportunities in their local areas. We want to start a debate about what type of economy we want to build in the UK and spark collaboration between citizens, businesses and place-shapers to make their places thrive.

Places are complex and have an intrinsic impact on the people and businesses within them. Economic growth doesn't influence all of the elements that are important to people's lives – so we shouldn't use GDP to measure success. We set out to create another measure for understanding what makes a place successful.

In total, we look at 324 English local authority areas, taking into account not only economic prosperity but health and happiness, inclusion and equality, environmental resilience, community and dynamism and opportunity. Highlights of the index include:

- Traditional measures of success – gross value added (GVA), average workplace earning and employment do not correlate in any significant way with the other baskets. This is particularly apparent in cities, which despite significant economic strengths are often characterised by substantial deprivation and low aspiration, high numbers of long-term unemployment and high numbers of benefit claimants
- The importance of the relationships between different places and the subsequent role of infrastructure in connecting places and facilitating choice. The reality is that patterns of travel for work, study and leisure don't reflect administrative boundaries. Patterns emerge where prosperous and dynamic areas are surrounded by more inclusive and healthy and happy places, as people choose where they live and travel to work in prosperous areas.
- The challenges facing leaders across the public, private and third sector in how to support those places that perform less well. No one organisation can address this on their own. Collaboration is key.

Visit our website (www.granthornton.co.uk) to explore the interactive map, read case studies and opinion pieces, and download our report **Vibrant Economy Index: Building a better economy**.

Vibrant Economy app

To support local collaboration, we have also developed a Vibrant Economy app. It's been designed to help broaden understanding of the elements of a vibrant economy and encourage the sharing of new ideas for – and existing stories of – local vibrancy.

We've developed the app to help people and organisations:

- see how their place performs against the index and the views of others through an interactive quiz
- post ideas and share examples of local activities that make places more vibrant
- access insights from Grant Thornton on a vibrant economy.

We're inviting councils to share it with their employees and the wider community to download. We can provide supporting collateral for internal communications on launch and anonymised reporting of your employees' views to contribute to your thinking and response.

To download the app visit your app store and search 'Vibrant Economy'

- Fill in your details to sign up, and wait for the verification email (check your spam folder if you don't see it)
- Explore the app and take the quiz
- Go to the Vibrant Ideas section to share your picture and story or idea



Links

Grant Thornton website links

<https://www.grantthornton.co.uk/>

<http://www.grantthornton.co.uk/industries/publicsector>

<https://www.grantthornton.co.uk/en/insights/care-homes-where-are-we-now/>

National Audit Office link

<https://www.nao.org.uk/report/the-health-and-social-care-interface/>

Ministry of Housing, Communities and Local Government links

<https://www.gov.uk/government/news/social-housing-green-paper-a-new-deal-for-social-housing>

https://assets.publishing.service.gov.uk/government/uploads/system/uploads/attachment_data/file/728722/BRR_Pilots_19-20_Prospectus.pdf

Institute for Fiscal Studies

<https://www.ifs.org.uk/uploads/publications/comms/R148.pdf>

